

cyclelife
cycle**2**work 

Employee's Guide



Cycl**elife** cycle**2**work is a **RALEIGH** UK initiative

SCHEME BENEFITS

-  **Staff Welfare**
-  **Better Image**
-  **Less Congestion**
-  **Less petrol and parking claims**
-  **NI Savings**

Is a very flexible Cycle to Work programme, designed to bring a true hassle free benefit to both the company and staff.

Can accommodate any size of business. We have successfully worked with small employers as well as major organisations.

Aims is to get more people cycling to work on a regular basis, encouraging a healthier lifestyle.





cycletime
cycle2work 



A GREAT WAY TO SAVE

Government legislation is allowing us to offer workplaces substantial savings on the cost of bikes and cycling gear.



THE GREEN TRANSPORT PLAN

Cycle to Work is a scheme made possible by the Government's Green Transport Plan which has been set up specifically to promote the use of bikes as an alternative mode of transport.



HOW DOES IT WORK?

Cycle to Work allows employers to loan bikes and cycle equipment to their staff. Employees agree to a small 'salary sacrifice' over an agreed period which is made from their gross salary & crucially not their take home pay.

Cycletime cycle2work is a **RALEIGH** UK initiative



Your Benefits

SAVE UP TO 50% off the retail cost of bikes and accessories and all thanks to one of the best government tax breaks ever.

Total Flexibility

You can place your order either at any of our bike shops or you can use our online shop. You can choose from 100s of bikes and we can also supply the necessary accessories and equipment to ensure your safety when riding to work.

Easy Payment

You pay for your bike through a small salary sacrifice so you won't feel it in your pocket! To know how much you can save and how much your salary sacrifice will be, simply use our calculator.

How It Works

Once the scheme is running you can go to our shop or visit the website to place your order



Our c2w coordinator will contact you and guide you through all the admin steps






Once the paperwork is done you will receive an authorization code to pick up your bike



When the scheme closes, the Employer pays for the bikes

The Savings

How much you save will depend on:

-  How much income tax and National Insurance you pay
-  How your employer pays for the bikes
-  If your employer can reclaim VAT

TYPICAL SAVINGS

Bike Costing £1000 (Incl VAT)

An Employee paying basic rate tax should save	41% £412.77
An Employee paying higher rate tax should save	50% £497.87

The savings we quote are for guideline purposes only.

To see how much you can save simply use our calculator

cyclelife
cycle**2**work 

Your Next Step

Let your employer know about the scheme and ask
them to get in touch with us

OR

Contact us with your employer's details
by phone on 0844 811 6078
or e-mail info@cyclife-c2w.com

DON'T WAIT!
SIGN UP FOR

cyclelife
cycle**2**work 

TODAY!



Cyclife cycle**2**work is a **RALEIGH** UK initiative